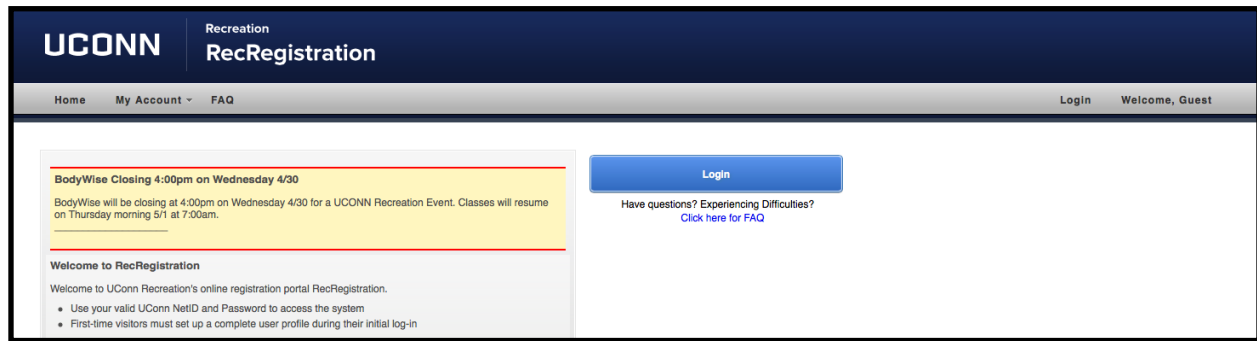


IM Leagues Users' Guide

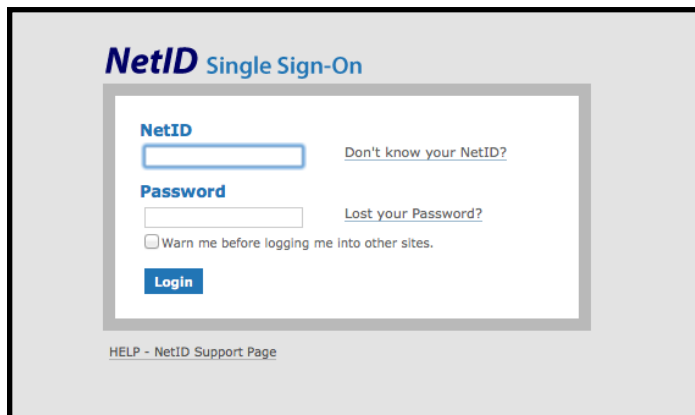
Joining a Team

Getting Started

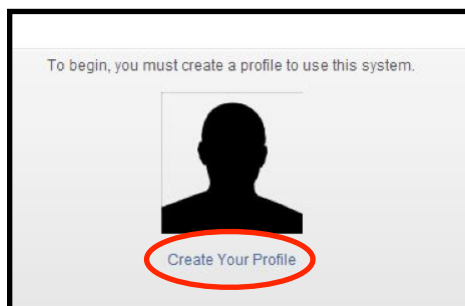
- I. **Login** by accessing <http://reregistration.uconn.edu>



- A. **Enter your *NetID* and *Password***
- B. **Click *Login***



- C. ****If you are NOT a first time user, and already have RecRegistration access, skip to step G.****
- D. **First time users will be prompted to create a *Profile*. Click *Create Your Profile*.**



E. Enter the *My Profile* details.

My Profile:

UConn Information:

NetID:

First Name:

Last Name:

PeopleSoft ID:

Gender:

Affiliation:

Email Address:

DOB:

Local Address:

Address Line 1:

Address Line 2:

City:

State:

Zip Code:

Local Phone No:

Emergency Information:

Contact Name:

Relationship:

Local Phone No:

F. Read the “General Release and Agreement”, and click the check box next to statement, attesting that you agree. You may not complete a profile if you don’t attest to the statement. Click *Update* when completed.

General Release and Agreement:

I hereby attest that I have read, fully understand, and agree without exception to all the provisions, releases, and waivers outlined in this Participant [General Release and Agreement](#). I understand that this document is a legally binding document that limits the legal liability of the Released Parties. I attest, under penalty of fraud, that I am at least 18 years of age.

I am under age 18.

G. Click the *IMLeagues* link.

UConn Recreation RecRegistration

Home My Account Requests Participants Rosters Reports Admin FAQ Logout

Please select a Program:

Bodywise UConn Outdoors **imleagues**

2:49:34 PM

Welcome to RecRegistration

Welcome to UConn Recreation's online registration portal RecRegistration.


- Use your valid UConn NetID and Password to access the system
- First-time visitors must set up a complete user profile during their initial log-in

After your user profile is complete:

- Access the system to register for new programs
- Manage your recreation program requests
- View your activity history

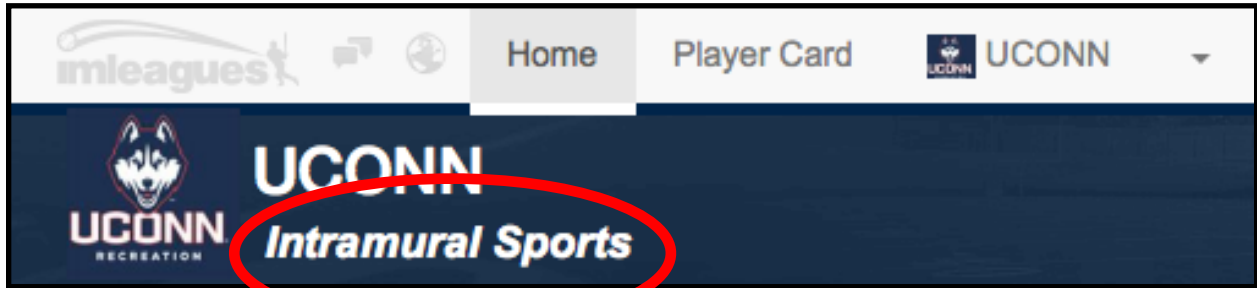
My Activities:

Rows: 0-0/0 ? Clear

Activity Date	Time	Activity	Team Name	Request Date	Status	Controls
(*) Team Captain You may cancel an activity request by clicking the  icon when present in the controls column.						

II. Joining a Team without an invitation from a Captain

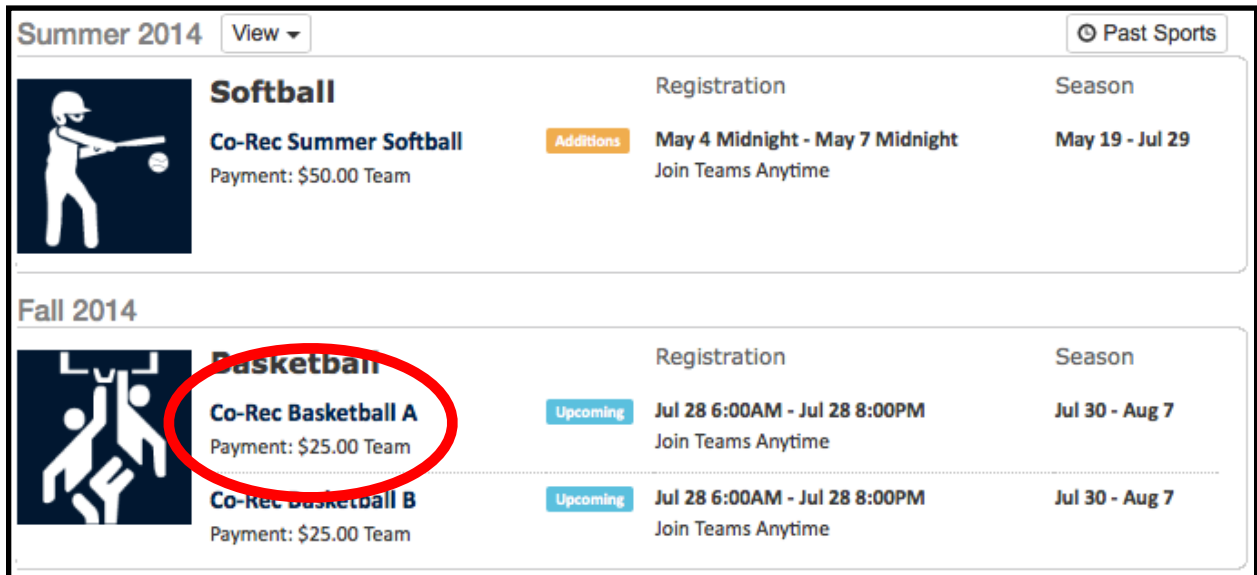
- A. Click on *Intramural Sports* from your home screen to view a list of all available leagues and tournaments.



- B. Select the specific sport league, including the division you want to join (for example: *Co-Rec Basketball A*).

- 1. Open: Most competitive
- 2. A: Highly competitive
- 3. B: Recreational

*Note: You may only register and participate on ONE team per league, regardless of the division.



- C. You will see a list of all the teams that have previously registered. Find the specific team you wish to join. Then click *Join Team*.

Team	#	\$	✓
Goodyear 2nd Michael Birch	1 1M OF	✗	✗

- D. Before joining a team, all participants must accept UConn Intramural's acknowledgement and responsibility of eligibility policies. Read the statement, and select *Accept* in the bottom of the text box. The **BLUE** message box will turn to **GREEN**, and you will be able to continue filling out your request to join a team. You won't be able to complete a request to join if you haven't accepted.

Send Request to join Goodyear 2nd Printable View

The following document is a UCONN RELEASE OF LIABILITY. Please read the entire release and indicate your agreement by checking the box below it. (If you don't agree, don't continue).

I understand that failure to comply with these rules will result in action as outlined in the Intramural Sports Handbook and rule packets.

* I am of legal age to accept this release and I have read and understand the above release and agree to all its provisions.

Please Enter NetID: Must be 0 to 8 characters

Request message:

- E. Enter your NetID then click *Submit*.
- F. The Captain of the team will receive an email notifying them of your request to join that team.

III. Becoming a Free Agent

- A. Follow *Section II "Joining a Team"* steps A & B above.
- B. If you don't have a specific team to join, you may register as a Free Agent. Select *Register/Signup*, then select *Free Agent*.

The screenshot shows the 'Teams' page for 'Fall 2014'. At the top right, there are buttons for 'Expanded Standings' and 'Register / Signup'. A dropdown menu is open from the 'Register / Signup' button, showing three options: 'Create Team', 'Join Team', and 'Free Agent'. A red arrow points to the 'Free Agent' option. Below the menu, a table lists teams. The first team is 'Goodyear 2nd' with a 'Join Team' button, a rating of '1' (1M OF), and a status of 'X'.

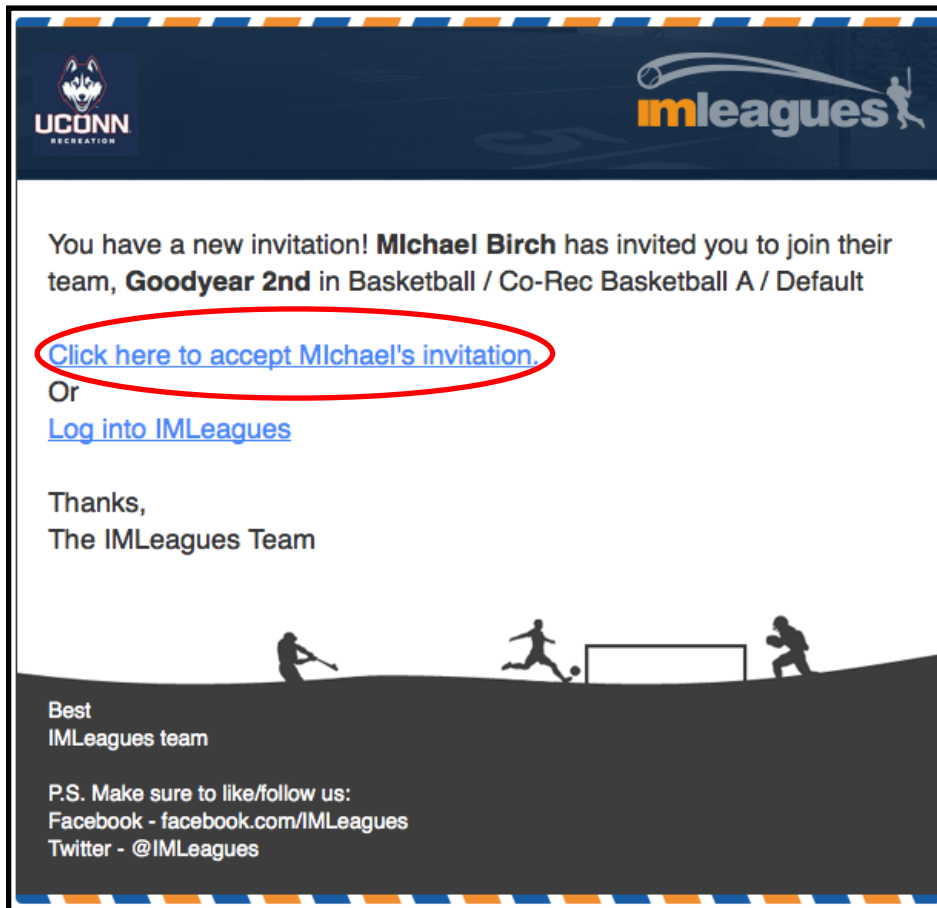
- C. Before becoming a free agent, all participants must accept UConn Intramural's acknowledgement and responsibility of eligibility policies. Read the statement, and select *Accept* in the bottom of the text box.
- D. Continue to fill out your NetID, and phone number, and write a message for Captains to see if they search Free Agents. Click *Post Listing* when finished.

The screenshot shows the 'Join As Free Agent' form. At the top right is a 'Printable View' button. Below the title is a red warning message: 'Please ensure you scroll through and read the entire Publisher Service Agreement in the window below and click 'Accept' in order to agree to the terms of the Agreement and continue with the application.' Below this is a text box containing the statement: 'I understand that failure to comply with these rules will result in action as outlined in the Intramural Sports Handbook and rule packets.' Below the text box is an 'Accept' button. Below the 'Accept' button is a checkbox with the text: '* By checking this box I indicate I have read, understand, acknowledge and accept the above Waiver/Agreement.' Below this is a 'Please Enter NetID:' field with a red error message: 'Must be 0 to 8 characters'. Below the NetID field is a 'Phone Number:' field with three input boxes, a lightbulb icon, and a 'Carrier:' dropdown menu set to 'AT&T'. Below the phone number field is a checkbox: ' Allow updates to be sent via text message'. Below the phone number field is an 'Additional Info About Yourself:' text area. At the bottom of the form are two buttons: 'Post Listing' and 'Cancel'.

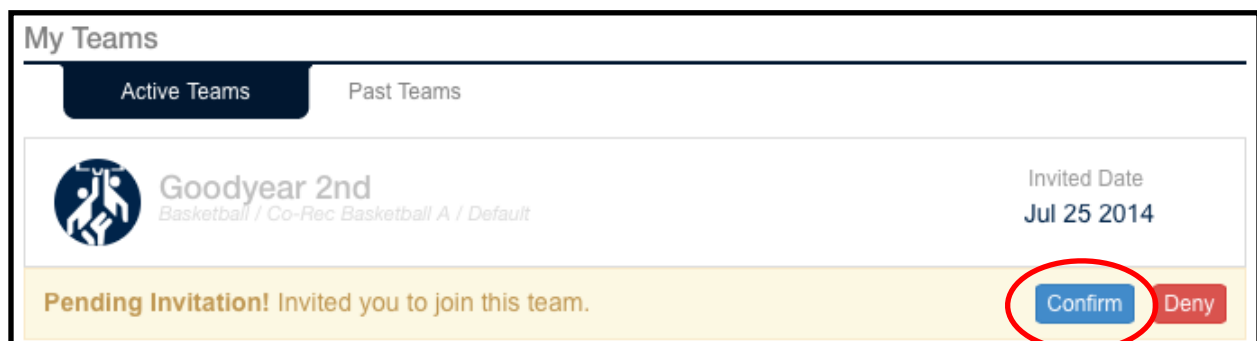
- D. You will be added to the Free Agent list, which Captains can view available Free Agents, and request for them to join their team.

IV. Joining a Team with an invitation from a Captain

- A. Open your invitation email from IMLeagues to accept an invitation from a Captain.
- B. Click the link in the email.



- C. Follow *Section I "Getting Started"*, steps A - F, on Pages 1 & 2 of the User's Guide.
- D. Accept the invitation by clicking *Confirm*.



- D. Before joining a team, all participants must accept UConn Intramural's acknowledgement and responsibility of eligibility policies. Read the statement, and select *Accept* in the bottom of the text box. The **BLUE** message box will turn to **GREEN**, and you will be able to continue filling out your request to join a team. You won't be able to complete a request to join if you haven't accepted.

Accept Invitation to join Goodyear 2nd Printable View

The following document is a UCONN RELEASE OF LIABILITY. Please read the entire release and indicate your agreement by checking the box below it. (If you don't agree, don't continue).

This certifies that I acknowledge the eligibility policies as set forth by UConn Recreation, as pertaining to my own participation.

In addition, if I am the team captain, I understand that I'm responsible for checking the eligibility of all players on my team. If there is any discrepancy, I will assume full responsibility.

* I am of legal age to accept this release and I have read and understand the above release and agree to all its provisions.

Please Enter NetID: Must be 0 to 8 characters

- E. Enter your NetID then click *Submit*.
- F. You will receive a message on your homepage saying that you have successfully joined the team.

Success! You have successfully joined the team! ✕

Goodyear 2nd (0-0-0)
Basketball / Co-Rec Basketball A / Default Leave Team

Team Description

Nothing posted yet...

*If at any time, you need assistance completed this process, click on the *Live Support* link to speak directly to an IMLeagues Tech.

Guyer Gym
2111 Hillside Road,
Storrs, CT

Program Specific Questions

- Contact Information
- Handbooks & Manuals

Website Specific Questions

- Live Support - Online!