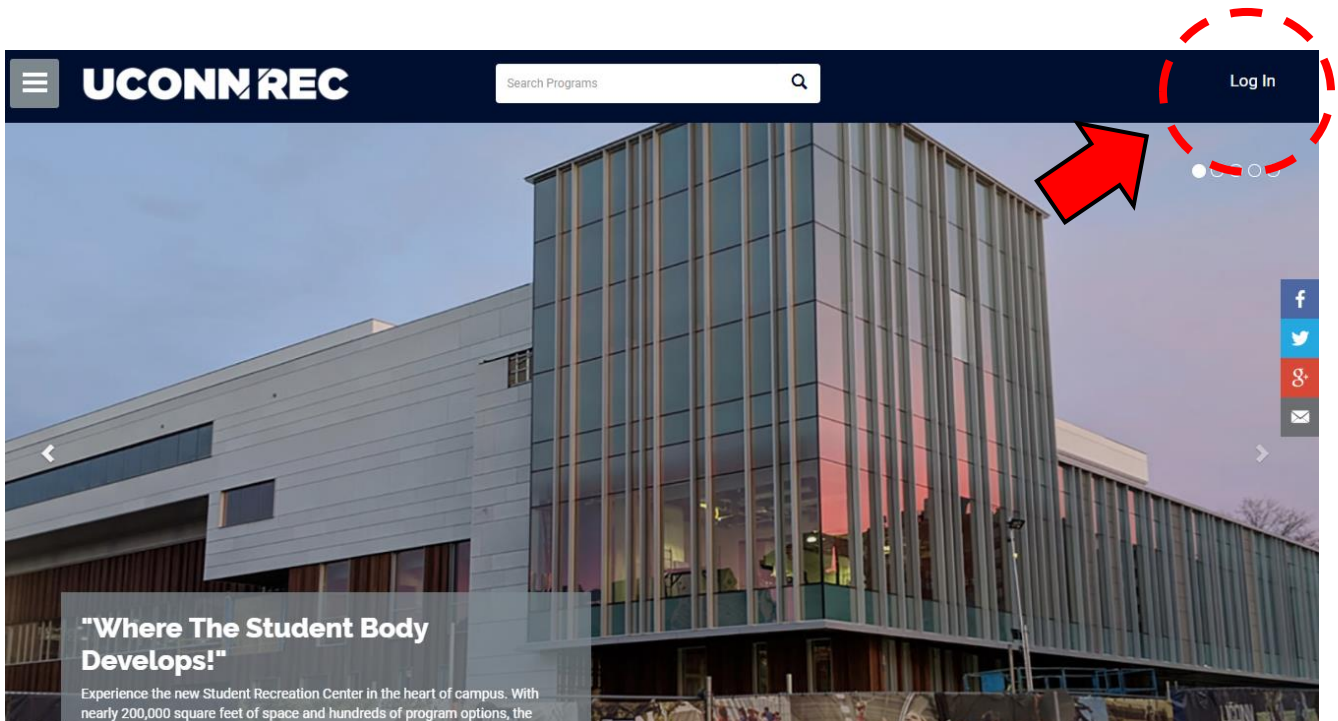


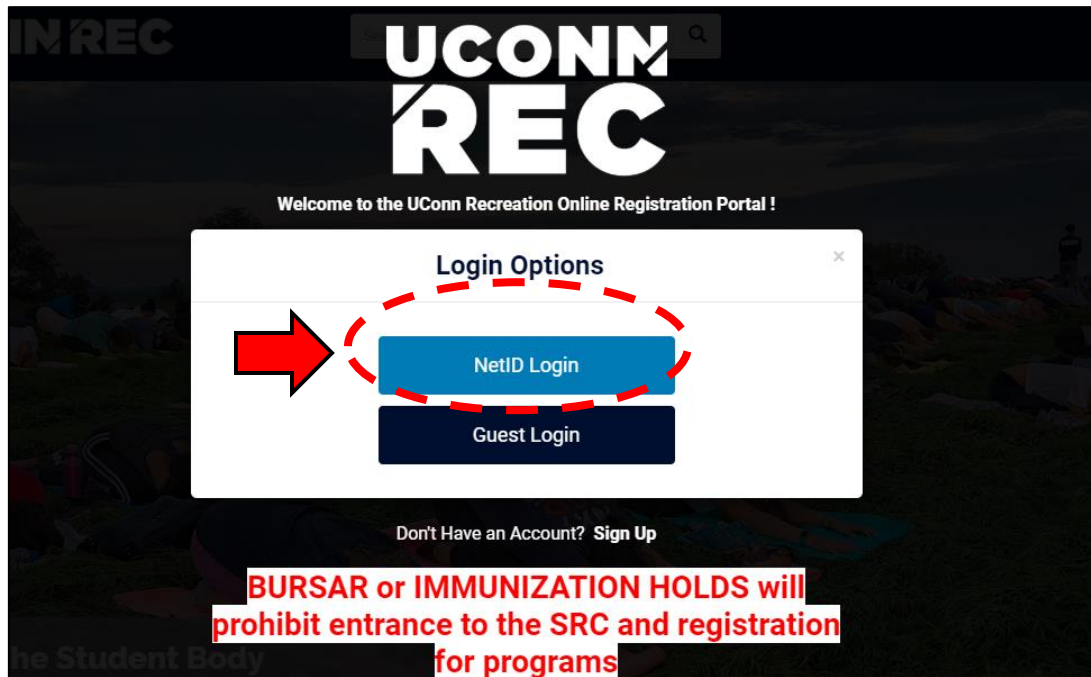


How to Join a Club Sport

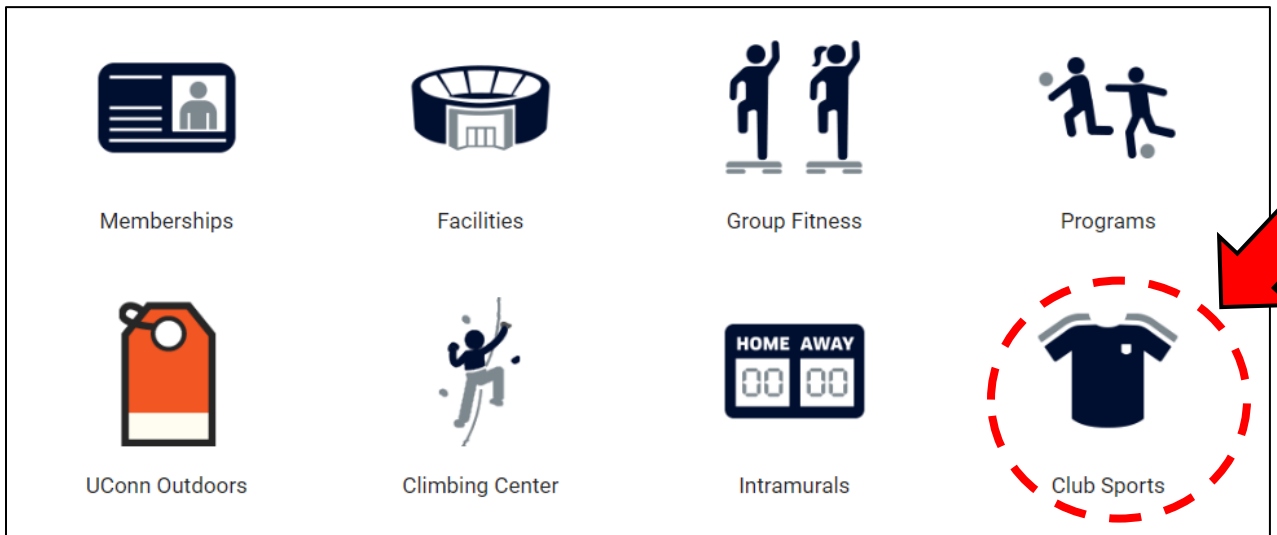
1. Go to myrec.uconn.edu
2. Click Log In in the upper right corner of the page



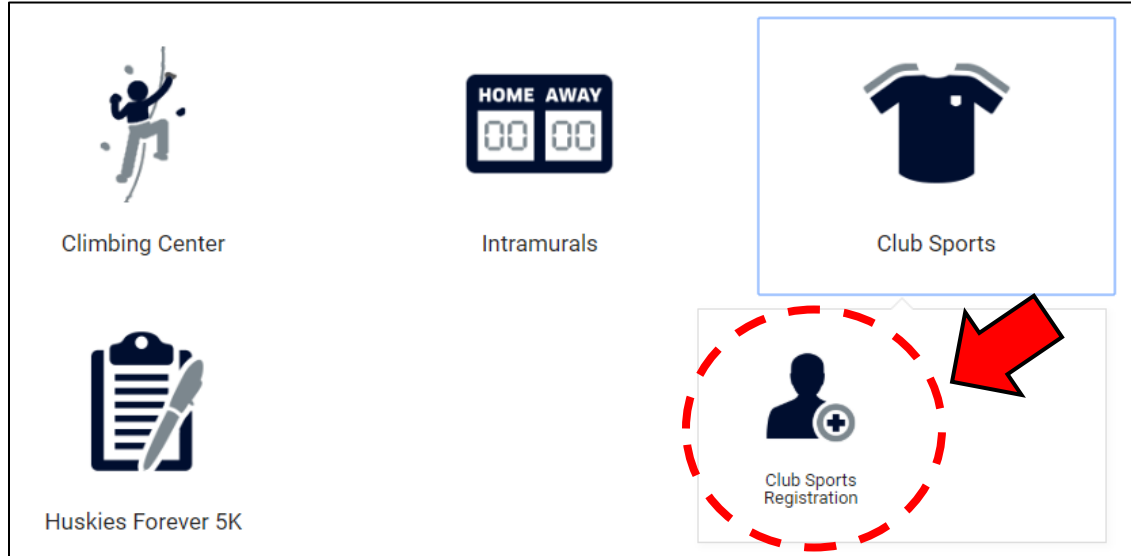
3. Log-in using your NetID and Password



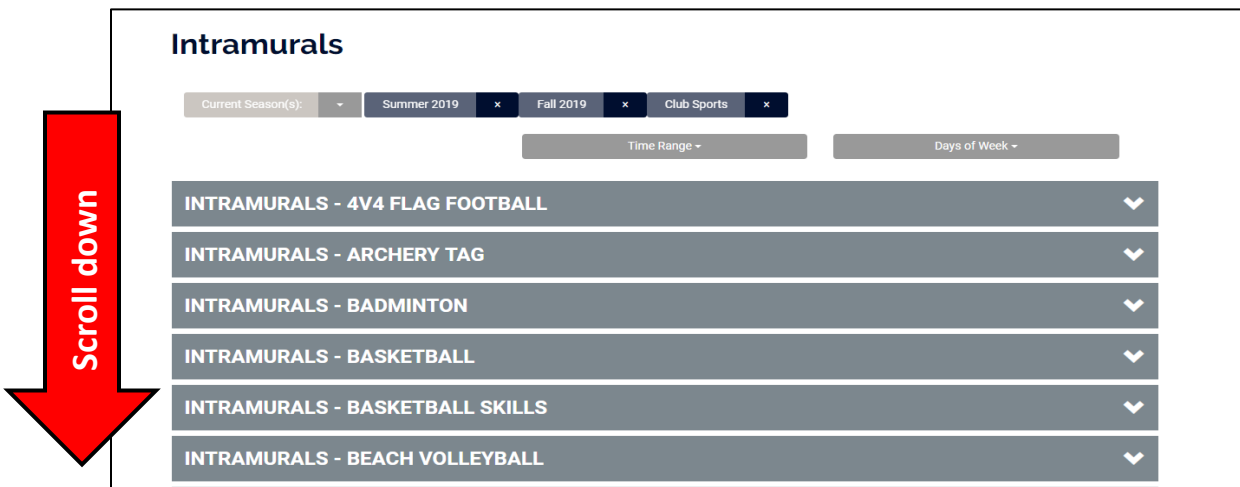
4. After logging in, scroll down the home page and click on the "Club Sports" icon



5. Click on the “Club Sports Registration” Icon



6. Once you are on the main page, scroll down until you see the Club Sport offerings (Club Teams are listed after all of the Intramural Teams)



7. Select your Club Sport from the list



a. If the sport only has 1 gender (i.e. Co-Rec), click on that sub-icon



b. If the sport has 2 genders (i.e. Men's and Women's), click on the appropriate gender

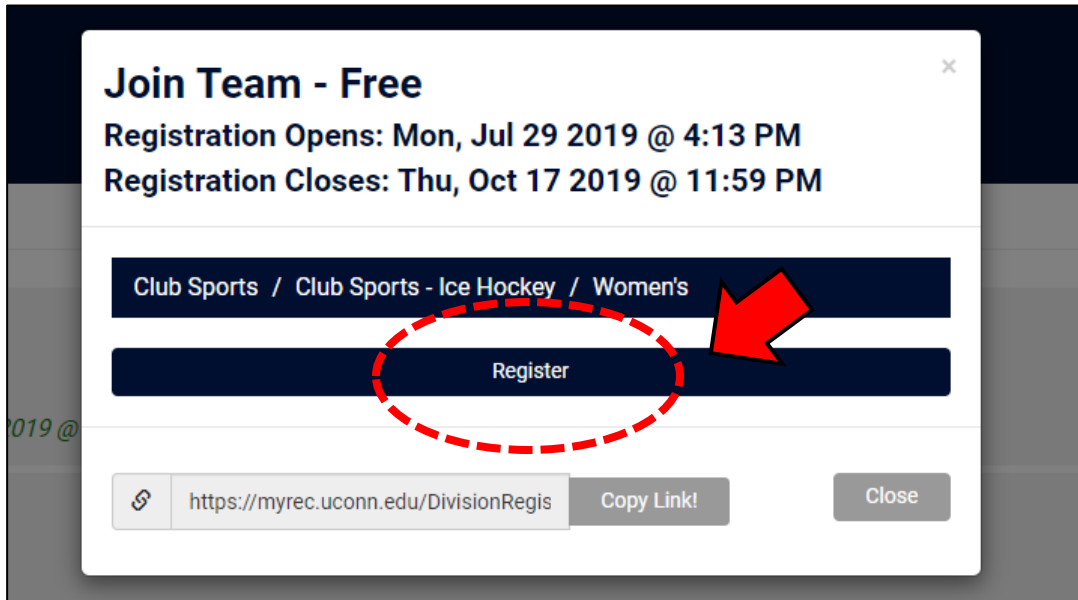


8. Click the "Register" box to the under "Join Team".

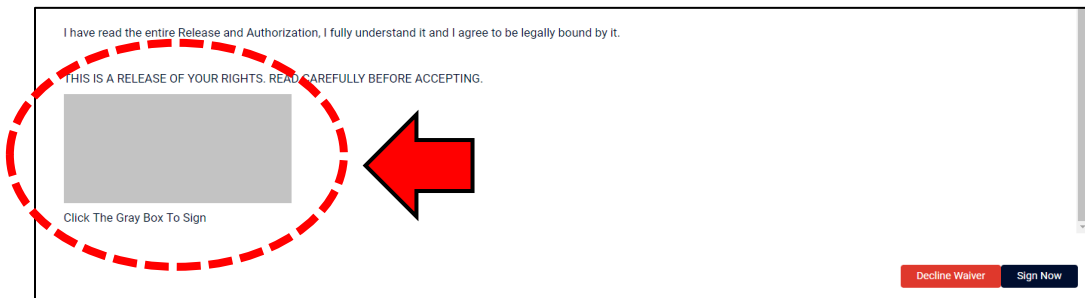
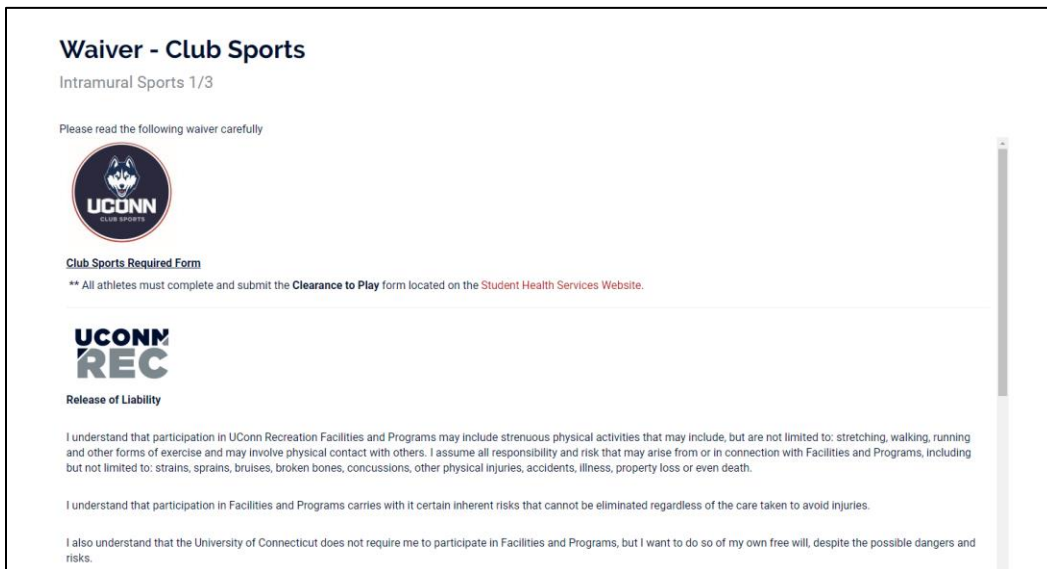
a. NOTE: All participants (both returners and individuals who are trying out) will join the "Join Team" Roster



9. Click the "Register" button



10. Review the THREE required waivers and sign name at the bottom of each form by clicking on the gray box and submit by clicking "Sign Now"



Signature Capture

I have read the entire Release and Authorization, I fully understand it and I agree to be legally bound by it.

THIS IS A RELEASE OF YOUR RIGHTS. READ CAREFULLY BEFORE ACCEPTING.

Click The Gray Box To Sign

11. Provide/update necessary Emergency Contact Info and click "Continue"

Please provide the following information

Emergency Contacts

| First Name | Last Name | Home | Mobile | Email | |
|--|-----------|------|--------|-------|---------------------------------------|
| | | | | | <input type="button" value="Delete"/> |
| <input type="button" value="Add a new Emergency Contact"/> | | | | | |

12. On the next page, you will receive confirmation of joining the team

Registration is completed successfully!

Team Details

Laura Pitz ✎

Club Sports - Ice Hockey / Women's / Join Team

Uniform Color:

Game Times: No Games Slots found

Status: Free

Roster **Pending Roster**

| | | | | |
|--|------------|----------------|--|--|
| | Laura Pitz | Captain/Player | | |
|--|------------|----------------|--|--|

You are now signed up for your club

NEXT STEPS:

1. There are 4 rosters listed under each Club Sport. All participants (returners and new students) need to register for the “Join Team” roster as the first step. Club Sport staff will then transfer participants to the appropriate roster. See below for a description of each roster:
 - a. **Join Team** – starting team for all athletes when steps above are followed on Fusion to join a Club Sport
 - b. **Tryout Team** – Club Sports admin staff will move athlete onto this team once all required forms are submitted and approved (including Clearance to Play through Student Health and Wellness). Athlete is approved to tryout/participate once they are on this roster
 - c. **Official Roster** – Once tryouts are completed and rosters are finalized, Club Sports admin staff will move athletes who made the team on to this roster
 - d. **Inactive** – if an athlete is injured or suspended, Club Sports admin staff will move them here, indicating they are not allowed to participate
2. In order to participate in a Club Sports tryout, practice or competition, all athletes must complete the following steps:
 - a. Follow steps above to join specific Club Sport on FusionIM
 - b. Submit and have approved Clearance to Play form (https://shs.uconn.edu/wp-content/uploads/sites/344/2018/08/Clarence-to-Play-Form_Revised-8.2018.pdf) through myHealth.uconn.edu

Questions? Call UConn Recreation at (860) 486-6514